



# Sample Access Page

This is an example of an Access Page that has been emailed or printed by the patient and given to you.

 Please provide this page to your physician.

Powered by  
**PocketHealth**

## Access Medical Imaging Records

 Follow the instructions to view/download the imaging records of this patient.


**Patient Name:** Smith, Paul Michael  
**DOB:** 1964/02/12 YYYY/MM/DD

### How to Access Imaging

No Registration Required

- 1 Open your web browser (preferably Google Chrome), and visit [pockethealth.com/view](https://pockethealth.com/view)
- 2 Enter the following security code  
**VBX - DL3 - 6R7**
- 3 Enter Patient's date of birth  
**1964 / 02 / 12**  
YYYY / MM / DD

### What's Included


 Exam List

- X-RAY CHEST 3+V  
Sep 24, 2019
- CHEST 2V  
Aug 27, 2018
- CT Scan THORAX PE  
Aug 27, 2018
- + 12 more exams

**Access Expiry: Jan 01, 2023**  
(Option to extend by 9 months after access)

Quality: DIAGNOSTIC  
Compression: NONE  
Format: DICOM


### How to View





1. Follow the access instructions above.
2. You will see a list of exams, from most recent to oldest.
3. Click "Imaging" to view instantly using an FDA / Health Canada certified diagnostic viewer.


To view imaging offline, follow the download instructions and select the option to 'Include the DICOM viewer in the download file'

### How to Download/Import



1. Follow the access instructions above.
2. Click on the 'Download' button, select the exams of interest, and download the ZIP file.
3. Right-click on the downloaded file & select 'Extract All...' to unzip.
4. Select the unzipped folder from step 3 in your standard import tool to import the exams into PACS.

**Questions?**  
 1-855-768-4455  
 providers@pocket.health

 **This imaging will be available till 2023-01-01 10:34**  
(Option to extend by 9 months after access)

This is the most relevant section of the Access Page. Follow these 3 steps to access, view, or download the shared imaging records.

Unlike a CD, there is no limit to the number of shared exams.

View the shared imaging records through DICOM viewer within web browser (no setup or software required).

Shared records are never compressed and are always viewable and downloadable in their original DICOM format.

Records can also be downloadable as a 'Disk Image' if the recipient's import tool does not permit importing from non-disc drives.

Contact PocketHealth Provider Support team for always-on support.

Access expires after 30 days. Access can be extended for up to 9 months by clicking on 'Extend' button on 'Share Inbox' within the initial 30 days.